


Optional Brackets

VIP-BKU (U Bracket)

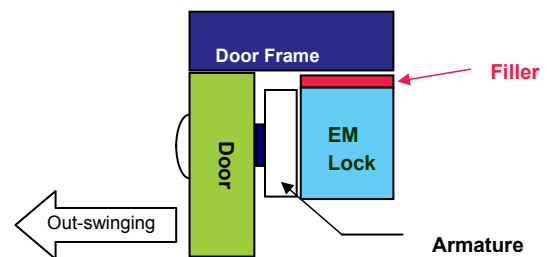
- Specially designed for glass door solution
- Available for Locks-300 & 600 Series



Mounting Diagram

Standard Mounting:

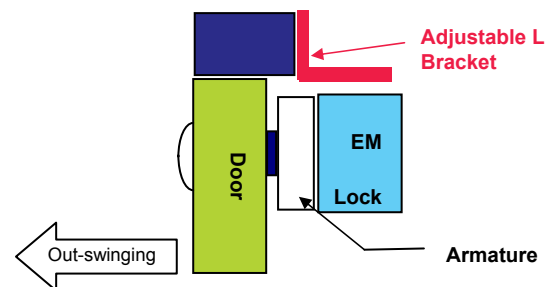
- With Filler Plate attached on top of M Lock.



L Bracket Mounting :

- Mounting with "Adjustable L Bracket" when Door frame is narrow.

- Mounting Procedure :-
Remove the original "Filler Plate" attached to M Lock, replaced with " Adjustable L Bracket " set.



ZL Bracket mounting :

- Mounting with " ZL Bracket " for In-swing door application.

- Mounting Procedure :-
Remove the original "Filler Plate" attached to M Lock, replaced with " Adjustable ZL Bracket " set.

